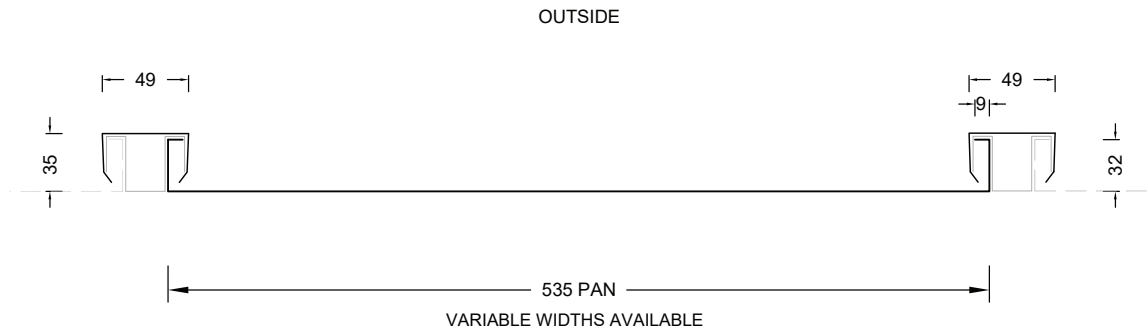


## PRODUCT TECHNICAL STATEMENT



A New Zealand inspired design and the most popular profile of the Eurotray® family, Eurotray® Roll Cap offers clean lines and a uniquely robust and distinctive look. Visualise the traditional timber board and batten look and then imaging this in metal, and you have Roll Cap. The profile is ideally suited to withstand New Zealand harshest climates.

### SHEET TOLERANCES

**Cover:** ± 5mm – Sheet length: +10mm, -0mm (Steel)

**Cover:** +10mm, -15mm – Sheet length: +0mm, -15mm (Aluminium)

### RECOMMENDED PRODUCT/DESIGN USE

- **Minimum Pitch:** 3 degrees
- **Pan (mm):** 535mm Variable is available contact: [rooftech@dimond.co.nz](mailto:rooftech@dimond.co.nz)
- **Applications:** Residential / Industrial / Commercial Roofing and Wall Cladding
- **Materials:** Specified coating and material based on environmental conditions in accordance with E2/AS1. Available in metallic coated and pre-painted steel in 0.55mm – Aluminium 0.90mm BMT (base material thickness).
- **Material Thickness:** Steel 0.55mm, Aluminium 0.90mm.
- **Colours:** Available in pre-painted ColorCote® ZinaCore™, MagnaFlow™ and AlumiGard® COLORSTEEL® MAXAM™, Altimate®, UniCote® LUX Refer to [www.colorcote.co.nz](http://www.colorcote.co.nz), [www.colorsteel.co.nz](http://www.colorsteel.co.nz), [www.unicote.com.au](http://www.unicote.com.au)
- **Durability:** All material selections must be compatible with the prevailing environmental conditions and adjacent materials. Areas not naturally exposed to rain will require scheduled maintenance.

### ENVIRONMENTAL PRODUCT DECLARATION

Dimond Roofing® has been implementing green building principles across the industry for several years now and has developed a fully realised environmental sustainability pathway to reach our goal of reducing our carbon emissions by 30% by 2030. Dimond Roofing® has met the criteria for “Level A” certification for the Global GreenTag™ GreenRate™ ecolabel and as part of Dimond’s Toitū carbonreduce® accreditation, essential Scope 1 & 2 emissions, are being measured as well as voluntarily measuring Scope 3 emissions.

Dimond Roofing® profiles are accredited with Eco Choice Aotearoa when manufactured from COLORSTEEL®. All manufacturing sites have been Audited by NZ Steel.

Dimond Roofing® recycle all steel scrap waste and offcuts which can then be remelted down and reused in other steel-based products. At the end of its useful life as a roofing profile can be recycled back by remelted down.

### NEW ZEALAND BUILDING CODE COMPLIANCE

When used in accordance with Dimond Roofing installation and maintenance requirements, facilitate with meeting the following provisions of the NZBC:

- **B1 Structure:** Performance clauses B1.3.1, B1.3.2, B1.3.3 (a) (b) (c) (g) (h), B1.3.4 (b) and (d)
- **B2 Durability:** Performance clauses B2.3.1(b) and (c)
- **C3 Fire affecting areas beyond the fire source:** Performance clauses C3.4(a) and C3.9
- **E2 External moisture:** Performance clauses E2.3.1 and E2.3.2
- **F2 Hazardous building materials:** Performance clause F2.3.1
- **G12 Water Supplies:** Performance clauses G12.3.1 and G12.3.2

To comply with the performance clauses of NZBC E2 all cladding to be installed in accordance with:

- Acceptable Solutions NZS E2/AS1 or an Acceptable Alternative Solution
- MZ Metal Roofing Manufacturers Code of Practice
- Dimond Roofing Specification; details available on [www.dimond.co.nz](http://www.dimond.co.nz)

Dimond Roofing is not subject to any warning or ban under section 26 of the Building Act 2004.

## MAINTENANCE

In general, NZ metal roofing materials exposed to rain washing can be expected to comply with NZBC B2 without manual washing, or replacement of protective finishes.

Areas not directly exposed to rain, such as soffits, wall cladding under eaves, the undersides of gutters, fascia's, and sheltered areas like garage doors, will require scheduled maintenance.

Refer to ColorCote® Minimum Maintenance Schedule and COLORSTEEL® Maintenance Recommendations Brochure.

## MATERIAL CLADDING TESTING AND PERFORMANCE

All cladding testing is carried out in accordance with the NZMRM Code of Practice – Testing and MRM Standards.

Material Options	Steel G300	Aluminium H34	**VM Zinc	**Copper H/H
Thickness (BMT) mm	0.55	0.90	0.70	0.70
Nominal Weight/lineal metre (kg/m)	2.77	1.48	N/A	N/A
Drape curved – min. radius (m)	N/A	N/A	N/A	N/A
Substrate Required – Minimum Thickness 12mm	Yes	Yes	N/A	N/A
Vented Underlay	R	R	N/A	N/A
(1) Purlin spacings for curving (m)	N/A	N/A	N/A	N/A
(2) Machine curved – min. radius (mm)	N/A	N/A	N/A	N/A
(3) Drip edge/grab flashing is required	YES	YES	N/A	N/A

\*\*Please contact Dimond Roofing 0800 DIMOND (0800346 663) for availability

- (1) Recommended maximum purlin spacings at minimum radius.
  - (2) Only available in BMT's 0.55mm, 0.90mm
  - (3) Based on 1.1kN point load support, but not intended for roof access.
- R – Recommended i.e. Tyvek Metal but not limited too.  
N/A – Not available.

Roll-forming facility location: Auckland, Christchurch and Invercargill

Curving facility location: Invercargill

Sheet lengths: Eurotray® Roll Cap is custom run to order. Also available to be manufactured on site.

Where long sheets are used consideration must be given to:

- Special transportation licences for sheets over 25m
- Site access for special lifting equipment
- Fixing techniques to accommodate thermal expansion.

## ROOF LOAD SPAN TABLES

Clip Fixing Table NZMRM CoP 15.4.9A	
Wind Zone	Purlin Centre (mm)
Low to Very High	600
Extra High	400

## PROVISION FOR EXPANSION

- Non-ferrous tray roofing expands at about twice the rate of ferrous metals, the design of the clip allows the material to move freely therefore sliding clips are not required.

## FASTENERS

The durability of the fasteners should equal or exceed that of the material being fastened, and the fastener metal or coating must be compatible with the cladding material if in contact. Refer to NZS E2/AS1 table 20 for compatibility requirements.

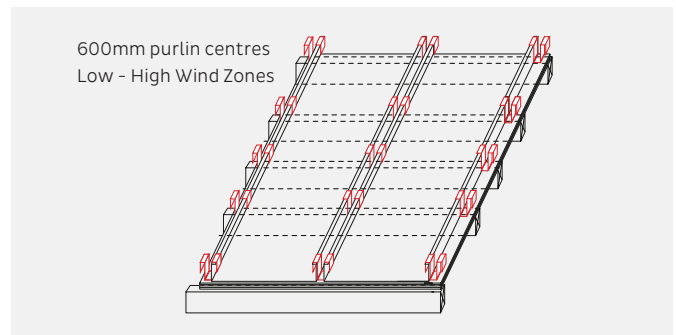
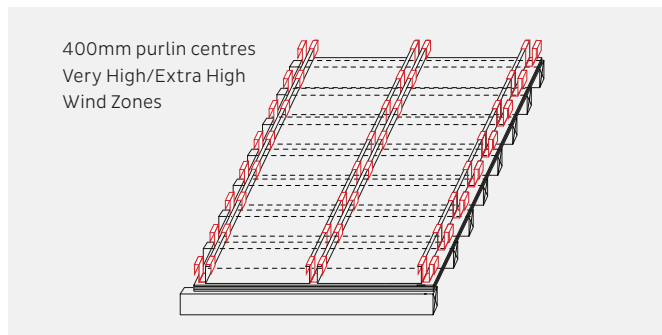
The minimum embedment of 30mm is the requirement for screws fixing into timber and minimum of three threads to pass through steel. When fastening through cavity battens, thermal break materials etc ensure the length of the screw is increased to accommodate the extra material.

### Common Fastener Lengths – Roof Cladding – 12mm Plywood Substrate (STD)

Cladding Material	Timber Purlins (mm)	Timber Purlins with 20mm (nom.) Cavity batten	Steel Purlins up to 2.5mm (minimum 3 threads) (mm)	Steel Purlins up to 2.5mm (minimum 3 threads) (mm) With 20mm (nom.) Cavity batten
<b>Steel</b>	TT 12g x 55 with neo washer	TT 12g x 65 with neo washer	ST 12g x 35 with neo washer	ST 12g x 55 with neo washer
<b>Aluminium</b>	TT 12g x 55 with neo washer	TT 12g x 65 with neo washer	ST 12g x 35 with neo washer	ST 12g x 55 with neo washer
<b>VM Zinc</b>	N/A	N/A	N/A	N/A
<b>Copper</b>	N/A	N/A	N/A	N/A

(1) Class 5 fasteners are recommended with steel-based material

Note: Use a minimum 75mm long driver to set the screw



Can be installed as a wall cladding with a substrate over vented cavity battens

### Common Fastener Lengths – Wall Cladding – 12mm Plywood Substrate (STD)

Cladding Material	Timber Dwangs (mm)	Steel Girts up to 2.5mm (mm)
<b>Steel - Direct fix</b>	N/A	N/A
<b>Steel - On 20mm (nom.) Cavity Batten</b>	TT 12g x 65 with neo washer	ST 12g x 55 with neo washer
<b>Aluminium - Direct Fix</b>	N/A	N/A
<b>Aluminium - On 20mm (nom.) Cavity Batten</b>	TT 12g x 65 with neo washer	ST 12g x 55 with neo washer
<b>VM Zinc - Direct fix</b>	N/A	N/A
<b>VM Zinc - On 20mm (nom.) Cavity batten</b>	N/A	N/A
<b>Copper - Direct fix</b>	N/A	N/A
<b>Copper - On 20mm (nom.) Cavity batten</b>	N/A	N/A

N/A - Not available

(1) Class 5 fasteners are recommended with steel-based material

## DESIGN DETAILS

Design details covering residential & commercial roof & wall claddings are available at [www.dimond.co.nz](http://www.dimond.co.nz) in PDF, DWG & RVT files under each product section.

## PUBLICATIONS

To achieve the product's full potential, it must be designed, installed, and maintained in accordance with Good Trade Practice. For more information, please refer to:

**NZS E2/AS1:** [www.building.govt.nz](http://www.building.govt.nz)

**NZMRM:** New Zealand Metal Roofing and Wall Cladding Code of Practice – [www.metalroofing.org.nz](http://www.metalroofing.org.nz)

**NZMRM:** Installation Guide – Metal Longrun Roofing and Cladding – [www.metalroofing.org.nz](http://www.metalroofing.org.nz)

**RANZ:** How to Guides – [www.ranz.co.nz](http://www.ranz.co.nz)

**Pacific Coil Coaters:** Choose the Right Roof  
[www.colorcote.co.nz](http://www.colorcote.co.nz)

**Pacific Coil Coaters:** Maintenance Schedule  
[www.colorcote.co.nz](http://www.colorcote.co.nz)

**Pacific Coil Coaters:** Environmental Product Declaration  
[www.colorcote.co.nz](http://www.colorcote.co.nz)

**New Zealand Steel:** Environmental Categories, Warranty & Product Maintenance Recommendations Brochure  
[www.colorsteel.co.nz](http://www.colorsteel.co.nz)

**New Zealand Steel:** Maintenance Recommendations Bulletin  
– [www.colorsteel.co.nz](http://www.colorsteel.co.nz)

**New Zealand Steel:** Installers Guide [www.colorsteel.co.nz](http://www.colorsteel.co.nz)

**UniCote LUX:** Performance – [www.unicote.com.au](http://www.unicote.com.au)

**UniCote LUX:** Technical & Warranty – [www.unicote.com.au](http://www.unicote.com.au)

**BRANZ:** Good Profiled Metal Roofing and Wall Cladding – [www.branz.co.nz](http://www.branz.co.nz)

**MBIE:** Guide to tolerances, materials and workmanship in new residential construction 2015 – [www.mbie.govt.nz](http://www.mbie.govt.nz)

## THERMAL NOISE

All profiled metal roofs and wall cladding can produce thermal noise from time to time. This occurs as the roof expands and contracts due to temperature changes, with darker colours potentially increasing the noise. The NZMRM Code of Practice addresses this issue.

According to the MBIE's 2015 "Guide to Tolerances, Materials, and Workmanship in New Residential Construction," noise from metal roofing's thermal expansion is considered normal and should be expected.

## OIL CANNING

Differential thermal movement between wide, flat surfaces and ribs or corners within a metal sheet can create a visual effect known as oil canning. This refers to the visible waviness or undulations in the flat sections of metal cladding, roofing, or walling. Oil canning is an inherent architectural characteristic of flat metal surfaces and is not indicative of any performance issues with the product.

It may occur during the forming and installation processes, as well as throughout the roof's lifecycle due to thermal expansion. The visibility of oil canning can vary depending on lighting conditions, sun angles, and the gloss level of the coating.

For more details, please refer to Section 12.4 of the New Zealand Metal Roof and Wall Cladding Code of Practice.

---

## Dimond Roofing, NZBN 9429037626563

**Contacts:** Technical Advice 0800 766 377 • Sales and Supply 0800 346 663

**Website:** <https://www.dimond.co.nz/>

**Email Specification Team:** [roofspec@dimond.co.nz](mailto:roofspec@dimond.co.nz)

**Email Technical Team:** [rooftech@dimond.co.nz](mailto:rooftech@dimond.co.nz)

**Address:** 48 Victoria Street, Onehunga, Auckland 1061

**Place of Manufacture:** Aotearoa New Zealand



**DISCLAIMER:** As part of Dimond Roofing's policy of continuing product and system development, we reserve the right, at any time and without notice, to discontinue or change the products, materials, design advice, features or specifications represented in the technical literature without incurring any liability. The information in this document is issued for general application in New Zealand and should not be treated as a substitute for detailed technical advice in relation to requirements for individual projects in New Zealand or overseas. To the extent permitted by law, Dimond Roofing disclaim any liability for loss or damage incurred using the information in this document and any technical literature issued by Dimond Roofing unless it is covered by a specific warranty agreement. For more detail, please contact the Technical Assistance Team on 0800 766 377. Date of issue: June 2025, Version: V02.300625

## Contact us

**Dimond Roofing®**

Ph. 0800 Roofspect (0800 766 377)  
or 0800 DIMOND

[dimond.co.nz](http://dimond.co.nz)

